

Senographe



# Reshape the biopsy experience

Pristina Serena™





Accessibility to the area of interest is often challenging for patients with small, thin breasts, implants, or breasts with superficial, deep or very superior lesions. This often makes accurate biopsies difficult. Until now. We've redesigned the biopsy experience to maximize confidence for radiologists, efficiency for technologists, and help reduce anxiety for patients.

**Pristina Serena helps  
make the inaccessible  
accessible.**



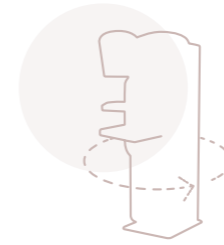


*The procedures are much faster, images are processed almost instantaneously, targeting is simple and the biopsy system has been optimized. The Side approach is now just as easy as the vertical and we actually prefer it to vertical. The experience with **Pristina Serena** takes biopsy to a whole new level.*

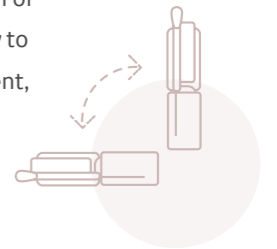
**Dr Schroeder, M.D.** Medical Director  
Carolina Breast Imaging Specialists  
Greenville, USA



### Increase clinical confidence through accessibility



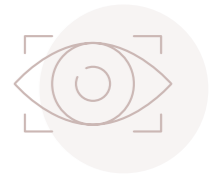
Accessibility is critical for accurate biopsy procedures, especially when facing challenging cases. Pristina Serena gives you the option of accessing the breast with the newly designed side approach to: create a large working space to ease patient positioning, reduce needle visibility to help ease patient anxiety, and accurately access all patients regardless of the location of lesion or microcalcifications. It also gives you the versatility to easily switch to a vertical approach with a simple adjustment, without decompressing or moving the patient.



### Increase accuracy with precision targeting



Pinpoint incision entry for accurate needle placement and anesthesia delivery around the incision site with our laser guide. The automatic mechanical stop ensures the needle halts when it reaches the target. The only biopsy system with a needle guide that can be moved away during the procedure to keep the needle out of the field of view, to prevent it from altering images. Pristina Serena also provides remarkable image quality to visualize calcifications and make lesion conspicuity appear the same, equivalent to 2D screening and diagnostic imaging.



*“It’s very easy to change from one approach to the other in the same moment, you don’t have to change the patient or the orientation. Now, biopsy is like a “friendly” biopsy”.*

**Dr Rodriguez-Arana, M.D.** Director of Breast Radiology Hospital del Mar, Barcelona, SPAIN





*Overall the experience with this machine has been incomparable to anything else I've used in the past and can't imagine doing another stereotactic biopsy without it.*

**Katie Davis** RT(R)(M)(BS), Lead Mammographer, Carolina Breast Imaging Specialists, Greenville, USA



*"I think Serena will permit physicians to successfully perform stereotactic breast biopsies more quickly and efficiently and with greater confidence".*

| **Dr Schilling, M.D.**, Medical Director, Lynn Women's health & Wellness Institute, Boca Raton Regional Hospital, USA

### Ready. Set. Complete.

Fast and simple set up. Pristina Serena transforms a screening room into an interventional suite in just two minutes\* with the dedicated add-on biopsy kit without requiring a long and mechanical needle installation.

Pristina Serena is swift and streamlined. Its intuitive touchscreen user interface outlines the procedure step by step. Breast biopsy procedure can be performed in less than 15 minutes\*.



### Ready today. Prepared for tomorrow.

Pristina Serena's adaptability positions biopsy success for the long run. Work within your current space, since no dedicated biopsy space is required. Switch from screening to interventional on the Pristina gantry with the dedicated kit. Serena is compatible with common biopsy devices\*, so there is no need for additional investment. Designed to support future functionalities, you can rest easy knowing your investment in Pristina Serena will carry you into the future.





GE imagination at work

©2018 General Electric Company – All rights reserved.

GE Healthcare reserves the right to make changes in specifications and features shown herein, or discontinue the product described at any time without notice or obligation. Contact your GE Healthcare representative for the most current information.

GE, the GE Monogram, imagination at work, Pristina Serena are trademarks of General Electric Company.

GE Healthcare, a division of General Electric Company.

JB56784XX